

THE JOLLY ROGER ORCHESTRA

MONTH ONE - WEEK 1

Directions: Below each picture, identify the type of orchestra instrument by writing *string* or *woodwind* in the blank



A



strings

B



woodwinds

C



strings

D




woodwinds



SWEET FRIENDSHIPS

Directions: On the candy are printed words describing good and bad character qualities. Using crayons or markers, color the candies that describe the good character qualities you should strive for and that you should look for when choosing friends.



ACTION: Are you being the kind of friend that you expect your friends to be? Are you the kind of friend that God wants you to be? Ask God to help you be a good friend and to choose good friends.



Strings



Woodwinds

Directions: Color the instrument family that matches the orchestra fact below.



1. The instruments in this family are played with a bow or plucked with the fingers.



2. The flute belongs to this family.



3. The cello is in this instrument family.



4. Today, the instruments in this family are made of silver or of gold.



5. The oboe is in this instrument family.



6. The sound is produced by blowing into this family of instruments.



7. Some of the instruments in this family have a mouthpiece made of reed.



8. In this family, as the instruments get larger, their voices get lower.

FRIENDSHIP ADVICE

MONTH ONE - WEEK 2



Directions: Write the letter of the answer in the blanks of each verse below. Use your Bible to look up any phrases you don't know. These are all verses on the topic of friends and friendship.

- | | | |
|------------|------------|-------------|
| a. angry | d. friend | g. life |
| b. brother | e. friends | h. servants |
| c. command | f. loveth | |

1. "A friend _____ **f** _____ at all times."
Proverbs 17:17
2. "A man that hath _____ **e** _____ must shew himself friendly."
Proverbs 18:24a
3. "There is a friend that sticketh closer than a _____ **b** _____."
Proverbs 18:24b
4. "Make no friendship with an _____ **a** _____ man." Proverbs 22:24
5. "Thine own friend, and thy father's _____ **d** _____, forsake not."
Proverbs 27:10
6. "Greater love hath no man than this, that a man lay down his _____ **g** _____ for his friends." John 15:13
7. "Ye are my friends, if ye do whatsoever I _____ **c** _____ you."
John 15:14
8. "I call you not _____ **h** _____; . . . but I have called you friends." John 15:15

ACTION: What kind of friend is Jesus? (Mark each of the correct ones.)

- ☒ Loving ☒ Patient ☐ Angry ☒ Giving ☐ Selfish

Are you that kind of friend? Ask God to help you be the kind of friend that Jesus is.

SPECTACULAR STRINGS

MONTH ONE - WEEK 3



Directions: Name the string instruments below. Color the pictures.

Clue: You will name these instruments—violin, viola, cello, string bass.

A




cello

B



string bass

C



violin

D



viola



WALK WITH GOOD FRIENDS

Directions: This activity includes names of people in the Bible who developed friendships. Color the shoe shape that has the name of the friend described in each sentence. Not all of these people were godly, helpful friends. Place a star by the names of the friends who were good for each other.


1. Caleb and this man were the only two spies that believed the Israelites could go in and possess the promised land. (Numbers 14:6, 30)



2. Jonathan was the close friend of this young man who became a famous king. (1 Samuel 18:3)



3. Three friends—Eliphaz, Bildad, and Zophar—did not speak helpful words to this friend. (Job 42:7)



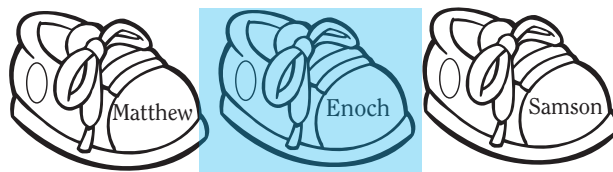
4. Hananiah, Mishael, Azariah (also known as Shadrach, Meshach, and Abednego) stood by this friend through many tests. (Daniel 1:6-7)



5. The Apostle Paul was beaten and temporarily imprisoned with this true friend. (Acts 16:23-25)



6. According to Hebrews 11:5, this man had a faith and friendship that pleased God.



ACTION: One of my good friends is _____. Something I really like about this friend is _____. This week I am going to tell my friend “Thank you” for being _____.




Directions: Name the woodwind instruments below. Color the pictures.

Clue: You will name these instruments—
flute, oboe, saxophone, bassoon.



A



basoon

B



flute

C



saxophone

D



oboe

BECOMING A BETTER FRIEND

MONTH ONE - WEEK 4

Directions: Each one of us needs to work on our friendships. In order to have good friends, we also need to be a good friend. On the spaces below, list some things that you can do to be a better friend.



How I can be a better friend?

Answers will vary



ACTION: "Lord, please help me to be the kind of friend that is truthful, patient, loving, and dependable. I pray that You will help _____ (write in the name of a friend) today. In Jesus' name, Amen."

ORCHESTRA QUIZ

MONTH TWO - WEEK 1

Directions: Identify the instruments below by writing the number of the correct picture with each orchestra fact.



A

I have a mouthpiece made of reed. I can honk like a goose with a bad cold.

2

B

I am the grandpapa of the string family. I play very low notes in the orchestra.

4

C

I am bigger than the viola, and I don't fit under your chin.

1

D

I look and sound like a big brother to the violin.

3

1



2



3



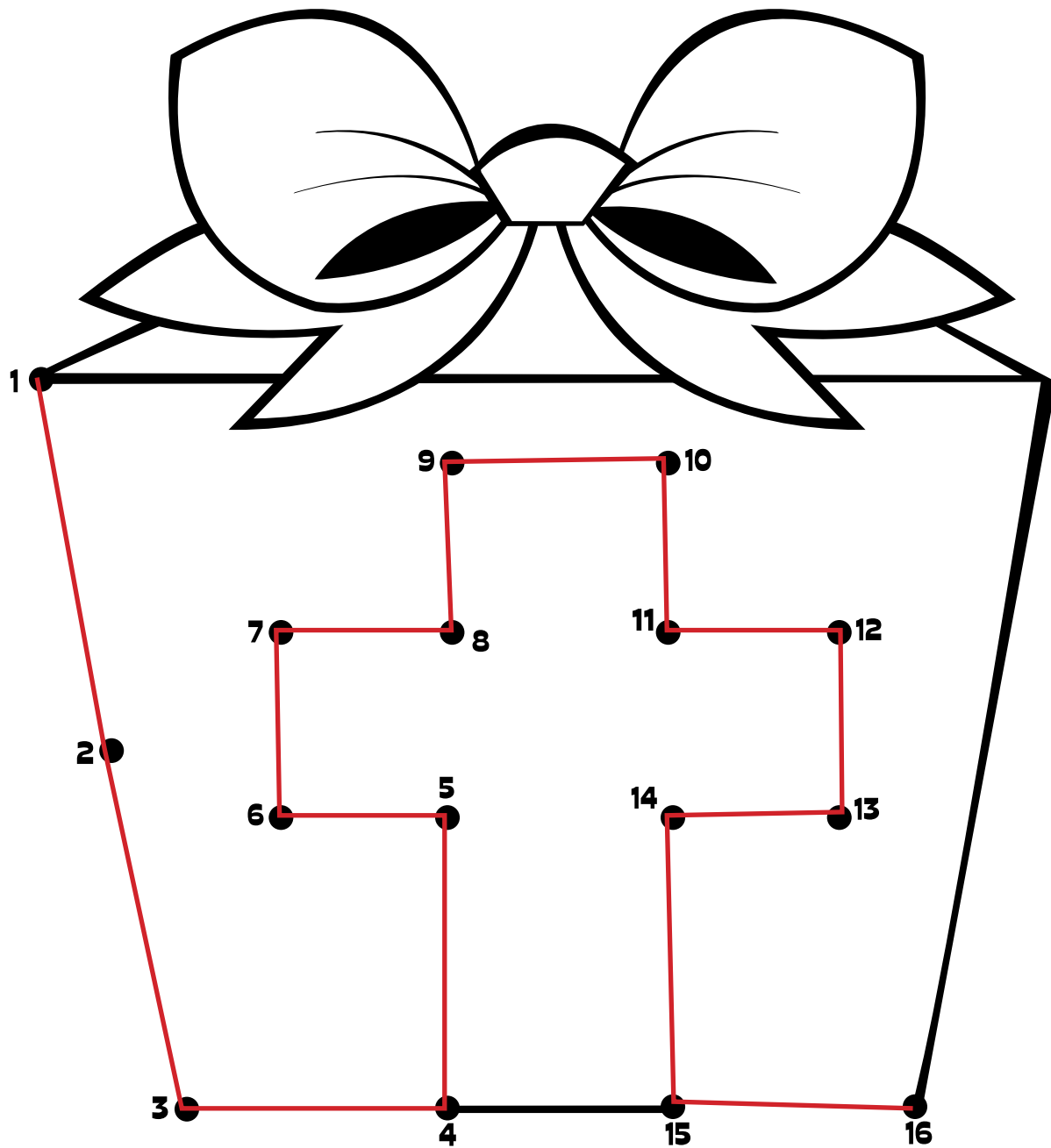
4





FORGIVENESS— GOD'S GIFT TO ALL

Directions: Complete the picture found below by drawing a line from each dot to the next, beginning at number 1. When you have finished connecting the dots, color the picture as a reminder of what God's gift of forgiveness is to you.



ACTION: Thank God for the wonderful gift He's given to you by sending His Son, Jesus, to die for your sins. Now go out and share this good news!



A

Meet the conductor! He is often called the “maestro.” “Maestro” means master of the orchestra. He is the leader of all the musicians, and he leads by talking or directing with his hands and his baton.

B

With his baton he shows the instrumentalist how to play loudly or softly.



C

Draw a line to connect the dynamic marking to the correct definition.

<i>pp</i>	very loud
<i>p</i>	loud
<i>mp</i>	very soft
<i>mf</i>	medium soft
<i>f</i>	soft
<i>ff</i>	medium loud

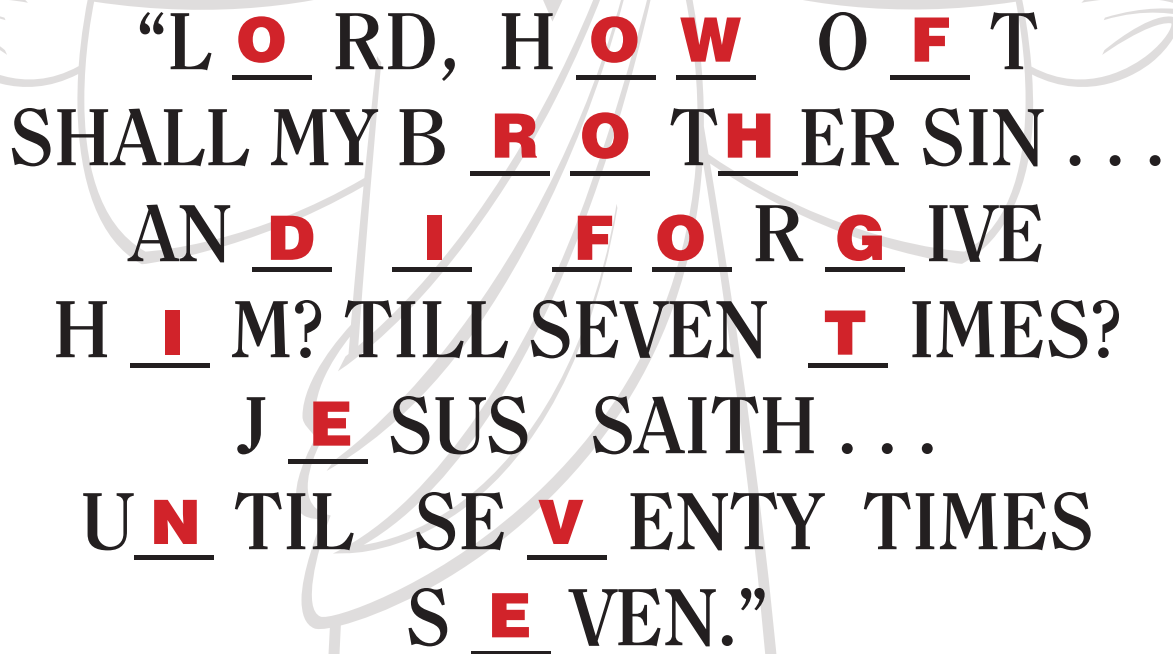
FORGIVE LIKE JESUS

MONTH TWO - WEEK 2

Directions: The Bible tells us that we're to forgive others like Christ has forgiven us (Ephesians 4:32). Someone once asked Christ the question, "How often do I forgive?" Use the letters in this question to fill in the answer below. Each letter will be used only one time.



“How Often Do I Forgive?”



“L O RD, H O W O F T
SHALL MY B R O T H ER SIN . . .
AN D I F O R G IVE
H I M? TILL SEVEN T IMES?
J E SUS SAITH . . .
U N TIL SE V ENTY TIMES
S E VEN.”

MATTHEW 18:21-22

ACTION: How forgiving are you? Do you ever sin and need God's forgiveness and the forgiveness of others? Ask God to help you apply Matthew 18:21-22 whenever you need to forgive like Jesus.



PERKY PERCUSSION

A


The percussion instruments are usually seated at the back of the orchestra.

B


The percussion is the orchestra section that plays the special sound effects like the sound of gentle bells, triangle, marimba, xylophone, cymbals, snare drum, and even the timpani or kettle drums. Name the instruments below.



triangle




timpani



cymbals



marimba



xylophone

C

Color the percussion section of the orchestra.

FORGIVING WORDS

MONTH TWO - WEEK 3



Directions: In the “word bubbles” below are various phrases. Some are words that you should say when asking forgiveness. Others are words you shouldn’t say and don’t show true forgiveness. Color the bubbles that have forgiving words in them.

I’m sorry.

I apologize.

It’s all your fault!

He deserves what he got.

I’ll try to do right.

Please forgive me.

You made me do it!

I’m not sorry I did that!

I know I did wrong.



ACTION: Are you obeying God’s command to forgive others like He has forgiven you (see Ephesians 4:32)? This week, when you’re tempted to get angry or be unforgiving, stop and ask God to help you forgive others like He has forgiven you. Ask God right now to make you more forgiving like He is forgiving.




A

The cymbals are a special instrument that look like a pair of pot lids. When crashed together, you can hear the fury of an electric storm. The cymbals can make you hear a flash of lightning in the music.

B

Hear the cymbals ring out just when the music reaches a peak of excitement. This is a proud, happy moment for the entire orchestra! Color the cymbal player.



C

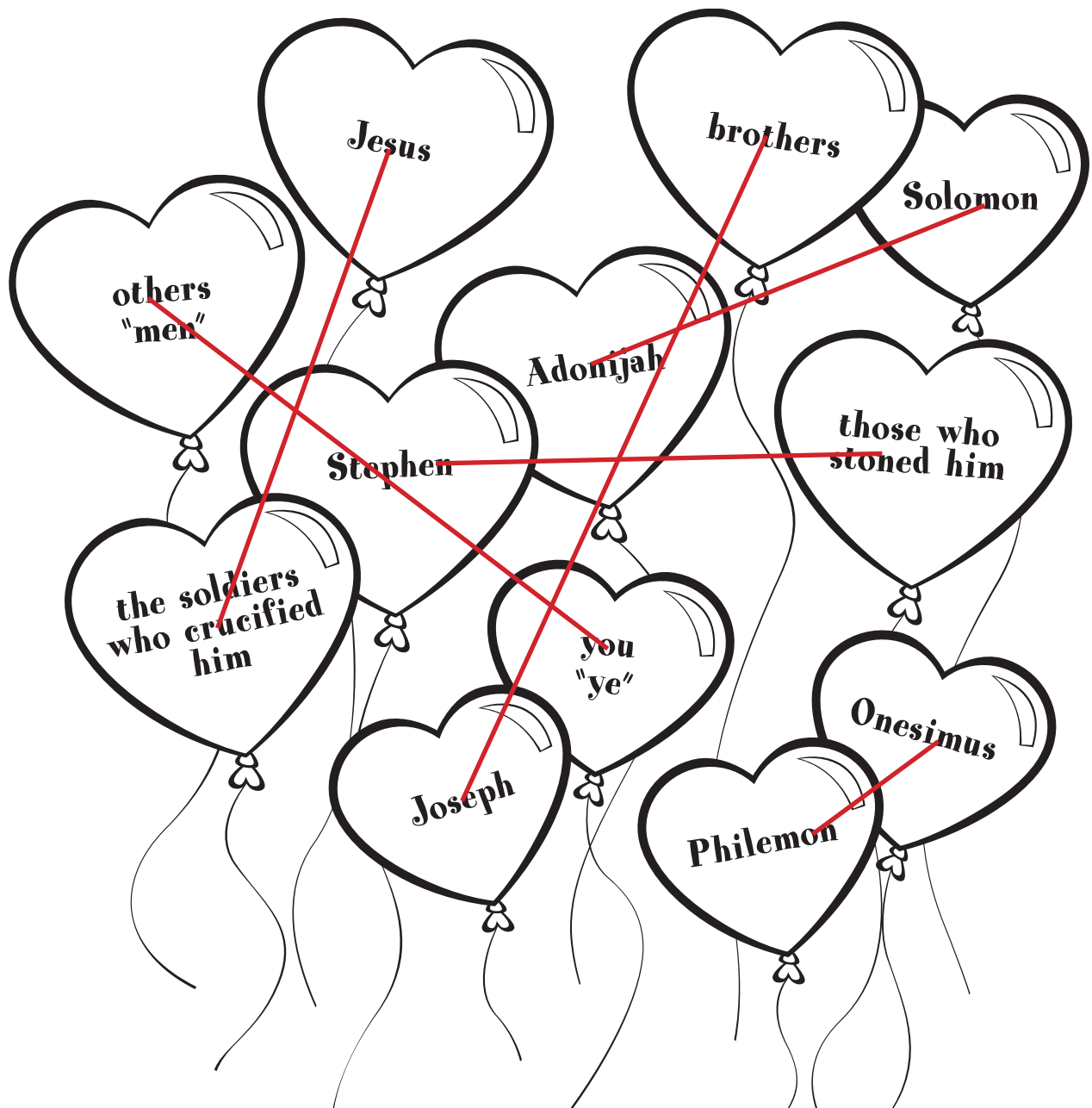
In the nineteenth century, Berlioz wrote for cymbals in *Grande Messe des Morts* (1837), Claude Debussy wrote for cymbals in *Prelude a l'apres-midi d'unfaune* (1892), and Igor Stravinsky included cymbals in *The Rite of Spring* (1913). Look these up in your public library.

FORGIVENESS MAKES THE HEART LIGHT

MONTH TWO - WEEK 4



Directions: The Bible gives examples of people who forgave or were forgiven. Looking at the Bible names on the balloons below, match the balloons by coloring the correct pairs the same color. Read the following Bible passages for help in finding the right pairs: Genesis 50:17-21; 1 Kings 1:51-53; Matthew 6:14; Luke 23:34; Acts 7:59-60; and Philemon 1, 10, 15.



ACTION: Jesus, Stephen, Joseph, and Solomon are just a few people in the Bible who forgave others of very serious offenses (wrongs). Are you willing to forgive others when they ask for forgiveness? Ask God to help you be forgiving toward others.


TERRIFIC TIMPANI

MONTH THREE - WEEK 1



A The big kettledrums are placed in the percussion section of the orchestra. Sometimes musicians fondly refer to the percussion section as the “kitchen.” A great music composer, Igor Stravinsky (1882-1971), once said, “The percussion acts as a central heating system.” He meant that it warms up and fills out the sound of the entire orchestra.

B Have you ever heard the orchestra rumble with a sound of distant thunder? Suddenly it explodes with a terrific “BOOM BOOM BOOM!” That is the timpani. They actually look like big kitchen kettles sitting side by side. Each one has a slightly different pitch. The person playing the timpani beats rapidly from one drum to the other, making the thunder crash and roll.



C Color the terrific timpanist and the kettle drums.



CARRY THE MESSAGE!

Directions: Follow the maze to carry the gospel message to a neighborhood friend.



ACTION: Is there a friend that you need to tell about Jesus' love? Pray for that friend right now. Ask God to open your friend's heart to the gospel and give you the courage to talk to him or her very soon.



The modern triangle is a steel rod bent in the shape of a triangle. It is left open where the ends meet so as to allow the whole length to vibrate. It is usually held or hung by a thin thread or wrist strap so the vibration is not hindered.



The triangle is struck with a rod of the same material. Although the sound made is not loud, because of the ringing overtones, the indefinite pitch of the triangle can be heard above the full orchestra. Orchestral percussionists often use a range of triangles in different sizes. The triangle is traditionally struck on the bottom bar, but for special effects it can be struck almost anywhere. Color the child playing the triangle.



Haydn wrote for triangle in his *Military Symphony* (1794).
Beethoven wrote for the triangle in his *Ninth Symphony* (1823).
You may find these in your public library.

Directions: During club time today, your captain will have you participate in a Sword Drill. After each verse is called out and read, see if you can match the reference with the statement below. Your captain will help you work through this page.



1. God Himself promises in Matthew 28: 20 to go with me when I witness. Whether I go next door or across the ocean, God will be with me and will help me to tell others the good news.

2. James 1: 5 promises me that God will give me the wisdom I need for all things, including witnessing! If I'm not sure that I have enough wisdom to share the gospel, then I can ask God for His wisdom.



3. I read in Matthew 28:19 that I am commanded to go and give the gospel.

4. According to Acts 1:8, God provides the Holy Spirit to empower me to share the gospel with other people.

5. 2 Timothy 1: 7 lets me know that God doesn't want me to be fearful. He will give me the power, love, and wisdom to witness to others.



6. Romans 1: 16 assures me that I don't have to be ashamed to give the gospel. It also says that using the Word of God is Powerful. It will bring men and women, boys and girls, to Christ.

ACTION: Thank God for your salvation! Thank Him for His power that enables you to share this good news with others.



THE XYLOPHONE AND MARIMBA

A The xylophone and marimba are the orchestra keyboards which sprinkle the music with special effects like gentle breezes, falling rain, and soft drifting snow.

B The xylophone is a small keyboard creating high pitches. The marimba is a large instrument with several octaves of note keys. Her mellow tones are soft and ringing. Color the marimba.



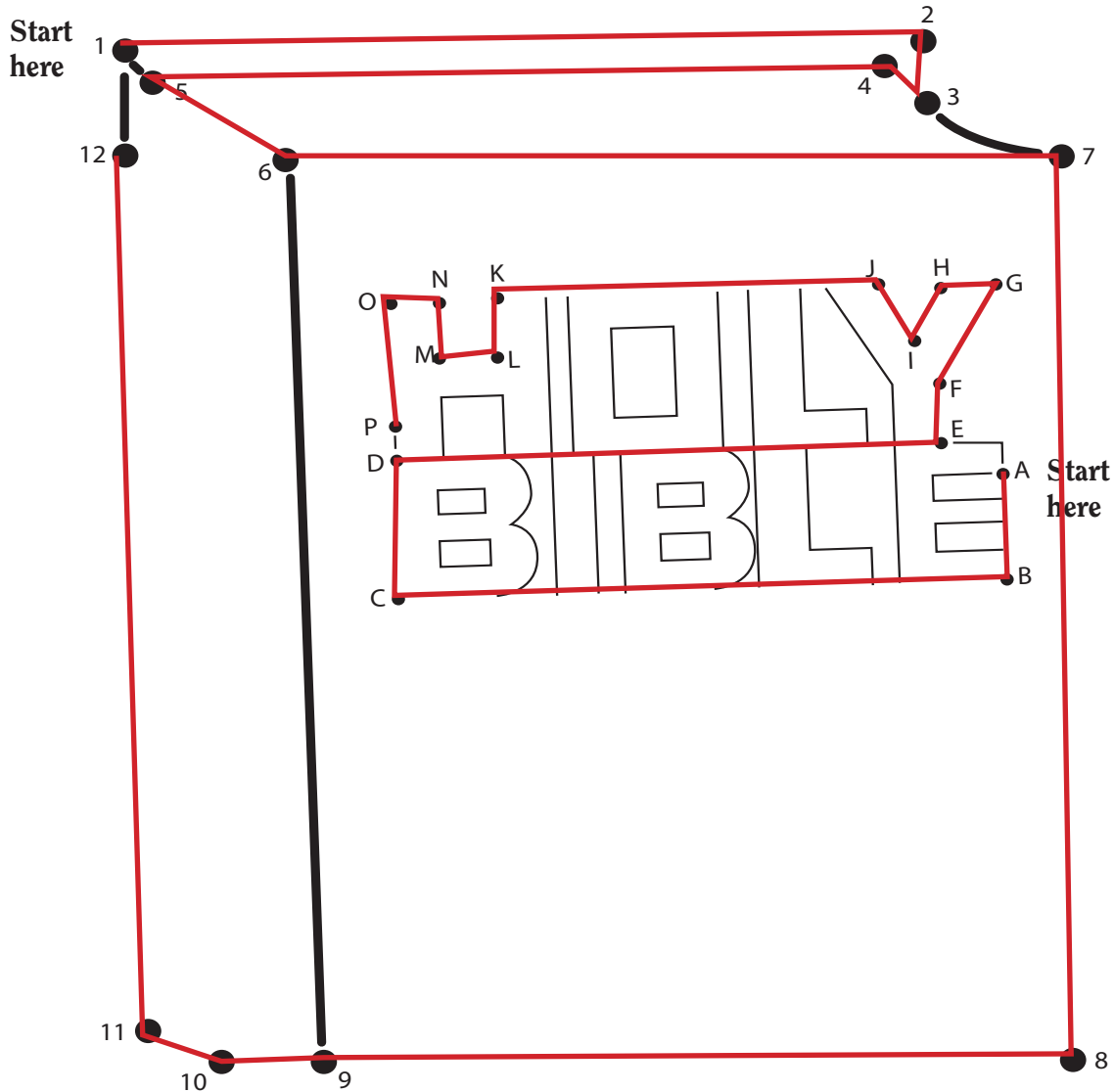
C Works composed especially for the xylophone include *Fantasy on Japanese Wood Prints* (1965) by Alan Hovhaness (1911), *Sonata for Xylophone* (1967) by Thomas Pitfield (1903), Igor Stravinsky's *Firebird*, and the *Gothic Symphony* (1931) by Havergal Brian (1876-1972). Find these in your public library.

A TOOL FOR WITNESS

MONTH THREE - WEEK 3



Directions: Connect the dots to complete the two dot-to-dots. One has numbers, and the other one has letters. You will discover one of the great tools God has provided for us to use when we witness.



ACTION: God's Word is a very important tool, but is this the only tool that God has given you to use as you witness? ☐ Yes ☐ No

What other tools can you use? (Circle all the ones in the list below.)

- Prayer
- The power of the Holy Spirit in me
- My own testimony
- The abilities or talents that God gave me (such as writing, drawing, speaking, singing, etc.)
- Christian tracts or recordings
- God's wisdom
- Compassion for others


GLOCKENSPIEL BELLS

MONTH THREE • WEEK 4



A The glockenspiel bells are played with two hard mallets on a keyboard instrument. It is played with short staccato strokes or touches. The modern glockenspiel has steel bars covering 2 and 1/2 octaves. The steel bars are arranged in two rows like the black and white keys of the piano keyboard.

B The mallets have heads on them, and they are made of a variety of materials. To name a few—rubber, plastic, yarn, felt, metal and brass—depending on the type of sound the orchestra piece requires. The bells often play the melody of an orchestra piece in a very high range. They often imitate such sounds as raindrops pattering on the ground.



C Nicholas Dalayrac wrote for bells in his opera *Camille* (1791), and Luigi Cherubini wrote for bells in *Elisa* (1794). Rossini called for a bell in the second act of *William Tell* (1829). Locate one of these in your public library.



GROWTH AFTER SALVATION

Directions: After you have had the privilege of leading someone to Christ, you need to help them grow in their new Christian life. Below are some of the things you can do to help a newborn Christian. There are also some things you should not do. Circle the pictures of the things you should do to help a new believer.



Answer questions he may have about God's Word.



Laugh at her or make fun when she doesn't know something about the Bible.

Make sure a new Christian has a Bible to read.



Be a good Christian example to him.




Take him to church or help him find a good church.

Leave him alone and let him grow on his own.



Pray for her spiritual growth.



Encourage her, especially when she is discouraged.



Introduce him to other Christian friends.

ACTION: Do you know a new Christian or are you a new Christian? Pray for new Christians and do all the things you can to help them grow.